



 I.E. JOSÉ MIGUEL DE RESTREPO Y PUERTA COPACABANA, ANTIOQUIA	WORKSHOP N° 2	DATE:
	THROUGH LINES: All about myself GENERATIVE TOPICS: This is me, Greetings and Farewells, Useful Expressions, my family, Numbers, Countries and Nationalities OVERARCHING GOALS: Students will be able to request and provide clarification about how names and unknown words are spelled.	PERIOD:
	NAME:	COURSE:
		ENGLISH TEACHER:

FIRST SECTION

1. Go to the next link <https://youtu.be/vBYYwlqJmo4> listen to the track N°6 to four students talking and match them to the ID cards A–D.

<p>A</p> <div style="border: 1px solid gray; border-radius: 10px; padding: 10px; background-color: #e0e0e0;">  <div style="float: right; text-align: right;"> Class: 9B </div> <div style="clear: both;"></div> <div style="margin-top: 10px;"> Name Joshua Surname Adejokun </div> </div>	<p>B</p> <div style="border: 1px solid gray; border-radius: 10px; padding: 10px; background-color: #e0e0e0;">  <div style="float: right; text-align: right;"> Class: 11C </div> <div style="clear: both;"></div> <div style="margin-top: 10px;"> Name Dean Surname Harrison </div> </div>
<p>C</p> <div style="border: 1px solid gray; border-radius: 10px; padding: 10px; background-color: #e0e0e0;">  <div style="float: right; text-align: right;"> Class: 10A </div> <div style="clear: both;"></div> <div style="margin-top: 10px;"> Name Shirley Surname Perez </div> </div>	<p>D</p> <div style="border: 1px solid gray; border-radius: 10px; padding: 10px; background-color: #e0e0e0;">  <div style="float: right; text-align: right;"> Class: 8D </div> <div style="clear: both;"></div> <div style="margin-top: 10px;"> Name Tina Surname Johnson </div> </div>

2. Listen to the teacher and repeat.

The alphabet

A B C D E F G H I J K L M N
O P Q R S T U V W X Y Z

3. Listen to the teacher and choose the name you hear.

A. Sara B. Sandra C. Sarah

A. John B. Jhon C. Johnny

A. Viviana B. Bibiana C. Biviana

A. Jan B. Yan C. Gan

4. Go to the next link <https://youtu.be/KaVcpNk7PZ8> Listen to the track N° 10 and write the names of students 1–3.



1. _____



2. _____



3. _____

5. Listen to the teacher and repeat the numbers.

0	ZERO	11	ELEVEN	20	TWENTY	21	TWENTY-ONE
1	ONE	12	TWELVE	30	THIRTY	32	THIRTY-TWO
2	TWO	13	THIRTEEN	40	FORTY	43	FORTY-THREE
3	THREE	14	FOURTEEN	50	FIFTY	54	FIFTY-FOUR
4	FOUR	15	FIFTEEN	60	SIXTY	65	SIXTY-FIVE
5	FIVE	16	SIXTEEN	70	SEVENTY	76	SEVENTY-SIX
6	SIX	17	SEVENTEEN	80	EIGHTY	87	EIGHTY-SEVEN
7	SEVEN	18	EIGHTEEN	90	NINETY	98	NINETY-EIGHT
8	EIGHT	19	NINETEEN				
9	NINE	20	TWENTY				
10	TEN						

6. Go to the next link <https://youtu.be/KAYbp1c-Rjs> listen to the track N° 13 and complete the forms.

Student 1
 NAME: _____
 SURNAME: _____
 CLASS: 8C
 PHONE NUMBER: _____
 EMAIL: _____

Student 2
 NAME: _____
 SURNAME: _____
 CLASS: _____
 PHONE NUMBER: 9542076
 EMAIL: _____

Student 3
 NAME: _____
 SURNAME: Paez
 CLASS: _____
 PHONE NUMBER: _____
 EMAIL: _____

Student 4
 NAME: _____
 SURNAME: _____
 CLASS: _____
 PHONE NUMBER: _____
 EMAIL: jan01520@hotmail.com

7. Look at the vocabulary box and say the colours in each flag. Then write the name of the country for each flag.

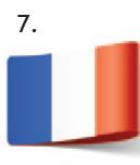

Example: It is yellow and red.



Useful vocabulary

Colours

-  red
-  yellow
-  blue
-  green
-  white
-  black
-  brown
-  pink
-  orange
-  purple



Austria Cameroon China France Mexico Spain Switzerland
 United Kingdom United States

8. Match the adjectives to the countries in exercise 7.

Mexican British Swiss Cameroonian Austrian Chinese French Spanish American

Example: 1. Spain - Spanish

- a. _____
- b. _____
- c. _____
- d. _____
- e. _____
- f. _____
- g. _____
- h. _____
- i. _____

9. Look at the flags. Write sentences about the country and nationality of the person/people.

- a. Juan *is from Spain. He's Spanish.* 
- b. Philippe _____ 
- c. Anna and Bruno _____ 
- d. Matt _____ 
- e. Gabriela and Juana _____ 
- f. Linda _____ 

10. Write a chart with the nationalities in groups according to their ending.

-ish	-ian/-an	-ese	Other
<i>Spanish</i>			