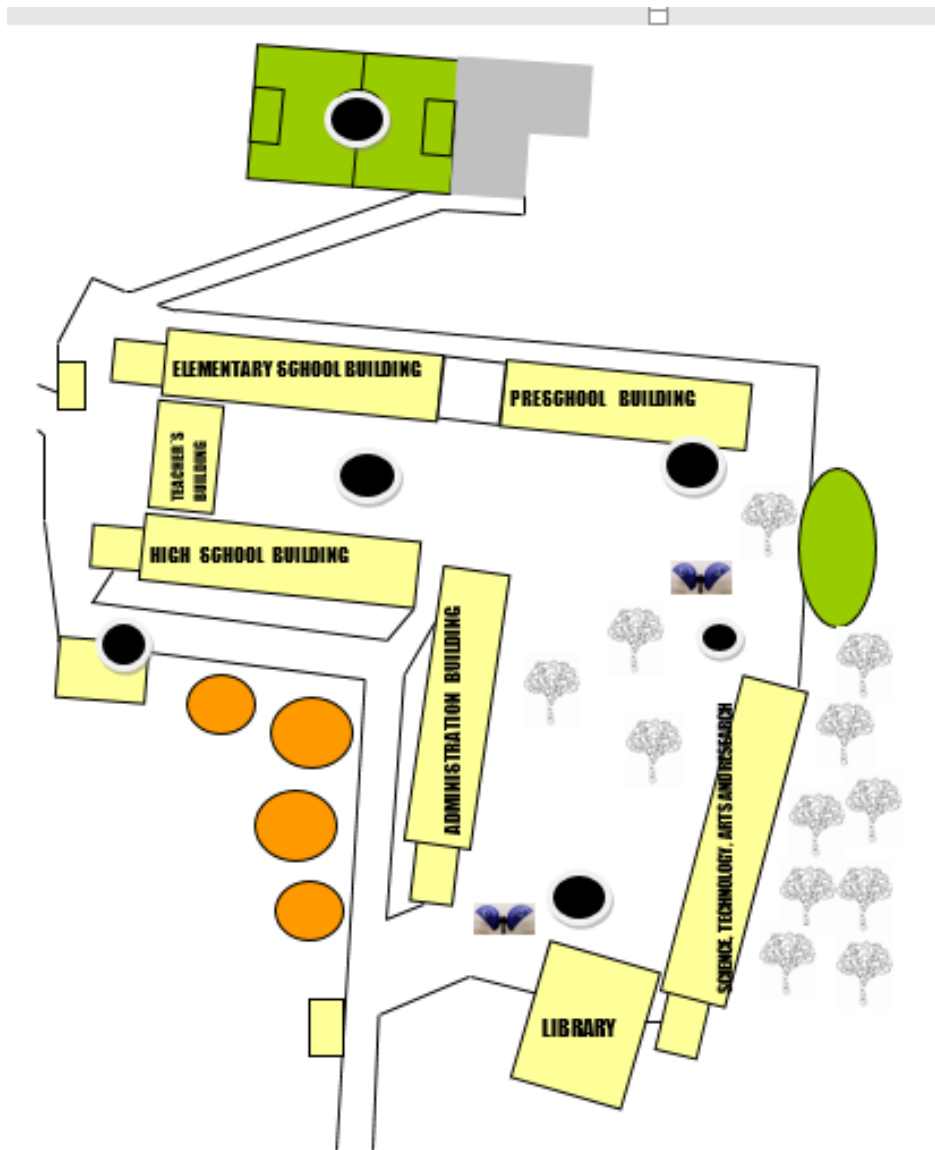
 <p>I.E JOSÉ MIGUEL DE RESTREPO Y PUERTA COPACABANA, ANTIOQUIA</p>	<b>WORKSHOP N° _____</b>	<b>DATE:</b>
	<b>GENERATIVE TOPIC:</b> My school	<b>PERIOD:</b>
	<b>LEARNING GOAL:</b> Students will be able to understand the global meaning of the messages, based on the relationship between explicit and implicit information.	<b>COURSE:</b> 4-5
	<b>STUDENT'S NAMES:</b>	<b>TEACHER:</b> Liliana Seguro

**SCHOOL'S MAP**





**LOGO DESIGN CONTEST**  
**José Miguel Awards 2018**



1. How many trees are there between high school building and elementary school building?

There are \_\_\_\_\_

2. Students must take two pictures of animals. (pets and savage)

What animals are these?

- \_\_\_\_\_
- \_\_\_\_\_

3. What kind of animals can you identify on the trees, near to the technology block? Write at least two.

- \_\_\_\_\_
- \_\_\_\_\_

4. Go to the high school building and look for the institutional values. Write them.

- \_\_\_\_\_
- \_\_\_\_\_
- \_\_\_\_\_
- \_\_\_\_\_
- \_\_\_\_\_

5. Ask the question.

- What 's your name?

\_\_\_\_\_

- What 's your last name?

\_\_\_\_\_

- What is your phone number?

\_\_\_\_\_

6. Complete with the verb to be

We \_\_\_\_ studying at the Jose Miguel School.

7. Complete with the personal pronoun

\_\_\_\_\_ love the Jose Miguel de Restrepo y Puerta school because is our second home.


8. Go to the backing of the festival 2016, identify the elements that appear over there.

- \_\_\_\_\_
- \_\_\_\_\_
- \_\_\_\_\_
- \_\_\_\_\_
- \_\_\_\_\_

9. Listen and watch the song the earth song by Michael Jackson, observe and write 5 animals affected by the bad actions of men.

- \_\_\_\_\_
- \_\_\_\_\_
- \_\_\_\_\_
- \_\_\_\_\_
- \_\_\_\_\_
- \_\_\_\_\_

10. To record a video that relates the classroom project.

 <p>I.E JOSÉ MIGUEL DE RESTREPO Y PUERTA COPACABANA-ANTIOQUIA</p>	<b>WORKSHOP N° _____</b>	<b>DATE:</b>
	<b>GENERATIVE TOPIC:</b> CARE THE ENVIRONMENT <b>LEARNING GOAL:</b> To develop the creativity through the construction of images that allow to recognize, classify and draw elements of the festival, the natural and social environments in which the students interact.	<b>PERIOD:</b>
	<b>GROUP:</b>	<b>COURSE: 6-8</b>
		<b>TEACHERS:</b> NELLY GIRALDO MILVER PALOMEQUE



1. **What is the address to de web English page in la José Miguel School?**  
[www.](http://www.)\_\_\_\_\_
2. **Look for a person who serves in one of the school coffeeshop. Read the description in the box. Her name and last name is \_\_\_\_\_.**

*She is in her 40, she is tall, she is very friendly and kind, she is not rude. She wears glasses, She has long and wavy hair.*

3. **Go to the school restaurant and copy:**  
 How many gray tables are there? There \_\_\_\_\_  
 How many gray seats are there? There \_\_\_\_\_
4. **Every teacher knows the name of the classroom project. Ask her/his the title.**  
 \*In 6<sup>th</sup> the project is \_\_\_\_\_  
 \*In 7<sup>th</sup> the project is \_\_\_\_\_  
 \*In 8<sup>th</sup> the project is \_\_\_\_\_
5. **Go to the English area (classrooms). One of the musical instruments that brings the backing of the logo + slogan for the English Song Festival is: \***  
 2016: one instrument is \_\_\_\_\_  
 2014: one instrument is \_\_\_\_\_  
 2012: one instrument is \_\_\_\_\_  
 \*Don't repeat instruments
6. **Go to the English area (classrooms). Look at the pictures of the English singers and bands. Select one and write a song you like**

Singer / band	Song we like

7. **When you go to the Ciudadela library, you have to go down some stairs, in front of this stars there is a famous caricature. Answer the next:**

- What is her name? \_\_\_\_\_
- Why has she become famous?  
\_\_\_\_\_

8. **Walk around the school and answer the next questions:**

- **How many blocks does our institution have?** \_\_\_\_\_
- **How is called each one?**  
\_\_\_\_\_  
\_\_\_\_\_  
\_\_\_\_\_


9. **There is a big graffiti in our school, where is it located, what does it mean for you?**

\_\_\_\_\_  
\_\_\_\_\_  
\_\_\_\_\_

10. **In the next soup of letter there are 12 values, find the six that belong to our institution.**

VALUES OF OUR INSTITUTION

M	R	S	E	I	Y	C	C	R	V	B	P	I	O	S	V
P	E	O	L	L	Y	O	Z	E	M	I	E	S	D	E	P
E	S	L	U	I	U	M	A	S	L	S	A	V	A	P	E
F	P	I	I	R	E	M	B	P	T	N	C	C	Z	P	O
N	O	D	G	K	J	I	Q	E	F	J	E	I	E	R	G
H	N	A	T	B	Y	T	Y	C	S	E	D	Q	Z	O	E
M	S	R	T	J	E	M	D	T	E	T	J	L	M	O	Q
B	I	I	M	S	E	E	E	I	T	S	R	U	X	L	O
F	B	T	C	K	S	N	S	E	U	G	X	D	H	L	J
I	I	Y	A	Y	E	T	T	U	K	Y	Y	E	B	S	U
Z	L	X	I	T	O	L	E	R	A	N	C	E	G	S	A
I	T	Q	I	A	F	L	O	Y	A	L	T	Y	E	S	F
K	Y	P	R	U	D	E	N	C	E	W	E	A	K	A	C
S	O	L	I	D	A	R	I	T	Y	M	F	S	E	V	X
F	R	I	E	N	D	S	H	I	P	S	L	O	V	E	I
H	O	N	E	S	T	Y	D	X	D	X	U	X	C	L	I

 <b>I.E JOSÉ MIGUEL DE RESTREPO Y PUERTA COPACABANA-ANTIOQUIA</b>	<b>WORKSHOP N° _____</b>	<b>DATE:</b>
	<b>GENERATIVE TOPIC:</b> CARE THE ENVIRONMENT <b>LEARNING GOAL:</b> To develop the creativity through the construction of images that allow to recognize, classify and draw elements of the festival, the natural and social environments in which the students interact.	<b>PERIOD:</b>
	<b>GROUP:</b>	<b>COURSE: 9 to11</b>  <b>TEACHERS:</b> Sandra Cardenas Carlos Alvarado



- Video a team member making a purchase from a coffee shop.  
"Use English expressions to buy something"
- Locate the vision and mission of the school and take a picture them.  
Where are they located? \_\_\_\_\_
- There is a famous fruit tree near the library, take a picture of its root.  
The fruit that grows from this tree: \_\_\_\_\_
- Near the coffee shop there is a machine driven by the force of the wind. It is called \_\_\_\_\_  
How many blades does it have? \_\_\_\_\_
- How many trees are there between high school building and elementary school building?  
\_\_\_\_\_
- Go to the English web page and write the three animals that appear on the principal banner.
  - \_\_\_\_\_
  - \_\_\_\_\_
  - \_\_\_\_\_

Explain why are they over there? Discuss in group and write the reasons.

- Go to the path to the mountain, there you can find a tree called:  
A\_\_\_\_\_A
- Listen to some sounds in the school and classify them into pleasant and unpleasant sounds. ( you can identify them from wherever you are)

PLEASANT	UNPLEASANT

9. Go to the football field and guess the answer: **it is everywhere, but nobody can see it. Everyone can feel it and sometimes you can hear it. What is it?** \_\_\_\_\_

10. Go to the backing of the festival 2012 and identify and write the four elements to design the logo:

- a. \_\_\_\_\_
- b. \_\_\_\_\_
- c. \_\_\_\_\_
- d. \_\_\_\_\_

11. In this room, light is the question we must resolve to get beauty as an answer.

\_\_\_\_\_

12. When and where was Shakespeare born? Look for it on the internet.

- When? \_\_\_\_\_
- Where? \_\_\_\_\_



13. Walking around the principal yard, answer this riddle: *You answer me, but I never ask you a question. What am I?*

\_\_\_\_\_

14. Go to internet and watch the video **Man in the mirror by Michael Jackson**, identify and classify the values and anti-values that observe in it.

Values	Anti-values

Write the name of two good leaders that appear on the video.

- \_\_\_\_\_
- \_\_\_\_\_

And explain why were they good leaders?

- \_\_\_\_\_  
\_\_\_\_\_  
\_\_\_\_\_
- \_\_\_\_\_  
\_\_\_\_\_  
\_\_\_\_\_

15. It is time to finish the Scavenger Hunt, look at your watch and answer the next

What can fly without wings? \_\_\_\_\_

## Recommendations:

- Be respectful of all other participants, be courteous to the people of the playing area.
- Play honestly. (do not copy from other teams)
- Bring the indispensable materials. (dictionaries, phones, pencils)
- Everyone must comply with the rules given by the teachers.
- Be careful with some areas of the school.



*Primary Student-participants of the Scavenger Hunt.  
Photo taken by Maikel Salazar, August of 2017.*



*High School Student-participants of the Scavenger Hunt.  
Photo taken by Maikel Salazar, September of 2017.*

## Grupo 11-2



**LOGO DESIGN CONTEST**  
**JOSÉ MIGUEL AWARDS 2018**



### COLLABORATIVE WORK GROUPS

#### Group N° 1: The warriors

“Here we are,  
Don't turn away,  
We are the warriors  
We are here to win”

STUDENT'S NAME	ROLE	ACT 1	ACT 2	ACT 3	ACT 4	ACT 5
LUIS PARRA	LEADER					
LAURA RAMIREZ	CONTROLLER OF TIME					
JUAN ECHEVERRI	PACIFIER					
LAURA CHAVERRA	ADMINISTRATOR OF MATERIALS					
MIGUEL HIDALGO	KEEPER OF THE ENVIROMENT					

#### Group N° 2: Sons of the night

Night, night, night, Creativity,  
Night, night, night, we can't stop  
Night, night, night, all the knowledge

STUDENT'S NAME	ROLE	ACT 1	ACT 2	ACT 3	ACT 4	ACT 5
DAIRON RAMIREZ	LEADER					
JUAN MONTOYA	CONTROLLER OF TIME					
LEIDY OCAMPO	PACIFIER					
JUAN CADAVID	ADMINISTRATOR OF MATERIALS					
CINDY VIDAL	KEEPER OF THE ENVIROMENT					



### Group N° 3: The machines

“The machines arrive, arrive  
That the hands of the machines  
You are about the success  
Come, come that the hands of the machines  
You will be happy”

STUDENT'S NAME	ROLE	ACT 1	ACT 2	ACT 3	ACT 4	ACT 5
DAVID ROSSO	LEADER	N ins				
MATEO PEREZ	CONTROLLER OF TIME					
NICOLAS MORENO	PACIFIER					
SEBASTIAN VILLA	ADMINISTRATOR OF MATERIALS					
JESUS GUTIERREZ	KEEPER OF THE ENVIROMENT					

### Group N° 4 Metal smile

“Look at us here  
We are the metal smile  
If you come close  
We will make you kame ham ha...”

STUDENT'S NAME	ROLE	ACT 1	ACT 2	ACT 3	ACT 4	ACT 5
CAROLINA GIL	LEADER					
CRISTIAN CANO	CONTROLLER OF TIME					
BRAYNER GIRALDO	PACIFIER					
KEVIN MENA	ADMINISTRATOR OF MATERIALS					
	KEEPER OF THE ENVIROMENT					

## Group N° 5 Big heroes

**“I can’t stop this crazy person  
Big heroes, I carry you in my heart  
Whatever happens with you I share  
Big heroes, I have you all in myself”**

STUDENT’S NAME	ROLE	ACT 1	ACT 2	ACT 3	ACT 4	ACT 5
MARIANA GIRALDO	LEADER					
MARIANA SIERRA	CONTROLLER OF TIME					
JUAN BLANDON	PACIFIER					
SARA VALLEJO	ADMINISTRATOR OF MATERIALS					
CRISTINA VELEZ	KEEPER OF THE ENVIROMENT					

## Group N° 6 Sausages

**“Come on, Come on sausages  
That this day we have to win  
There is only one thing  
That I ask to God  
That sausages can win this time”**

STUDENT’S NAME	ROLE	ACT 1	ACT 2	ACT 3	ACT 4	ACT 5
MARIANA ZAPATA	LEADER					
FERNANDA JIMENEZ	CONTROLLER OF TIME					
ANDERSON ARIAS	PACIFIER					
DEYBY RAMIREZ	ADMINISTRATOR OF MATERIALS					
KATHERINE ZAPATA	KEEPER OF THE ENVIROMENT					

## Group N° 7: The gold Stars

**“We are, we are gold stars, gold stars (Repeat)**

**We are bright and we are applauded**

**And we come to learn more**

**We are, we are gold stars, gold starts”**

STUDENT'S NAME	ROLE	ACT 1	ACT 2	ACT 3	ACT 4	ACT 5
YERALDIN HERNANDEZ	LEADER					
CAMILA BONILLA	CONTROLLER OF TIME					
XIMENA BONILLA	PACIFIER					
ANGIE CASTRO	ADMINISTRATOR OF MATERIALS					
GINNETH ZAPATA	KEEPER OF THE ENVIROMENT					

## Group N° 8: Clan family

**“If you have to run, just do it!**

**If there are many obstacles just do it!**

**And you can't do it, just do it!”**

STUDENT'S NAME	ROLE	ACT 1	ACT 2	ACT 3	ACT 4	ACT 5
CAMILO ARENAS	LEADER					
JUAN FERNANDO MUÑOZ	CONTROLLER OF TIME					
GAMEZ ZAPATA YENNIFER	PACIFIER					
RAMOS JIMENEZ ALEJANDRO	KEEPER OF THE ENVIROMENT					
JUAN CARMONA	ADMINISTRATOR OF MATERIALS					

Ver en el siguiente link <https://www.youtube.com/watch?v=rljSwwHPKeM>