



Lesson 5

**I/We/You/He/She/It/They**  
**My/Our/Your/His/Her/Its/Their**  
**This/These**

**A. Build your own grammar rules:**

Link the shapes and then write the words in the table below

	am	a student	and	this is	my	pencil.
We	are	students	and	this is		classroom.
You		a student	and	these are		books
	is	a boy	and	this is	his	ruler.
She		a girl	and	these are		crayons.
	is	a book	and	this is	its	cover.
They		students	and	these are		bookbags.



### B. Sentence Navigation

The activity area contains the following words and shapes:

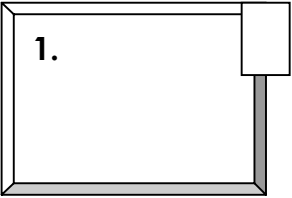
- Top row: I (rectangle), We (stack of rectangles), You (rectangle), He (triangle), She (triangle), It (diamond), They (triangle).
- Second row: are (rectangle), am (rectangle), is (triangle), are (triangle), is (triangle).
- Third row: a (rectangle), are (stack of rectangles), students (triangle), a (diamond), is (diamond), a (triangle).
- Fourth row: children (stack of rectangles), a (triangle), a (rectangle), boy (triangle), pen (diamond), and (diamond).
- Fifth row: girl (triangle), and (triangle), student (rectangle), teacher (rectangle), and (triangle), and (diamond).
- Sixth row: and (triangle), these (triangle), this (diamond), and (rectangle), this (diamond), and (rectangle).
- Seventh row: this (stack of rectangles), and (stack of rectangles), are (triangle), these (triangle), and (rectangle), is (diamond), these (rectangle).
- Eighth row: is (triangle), is (stack of rectangles), their (triangle), this (rectangle), its (diamond), are (triangle), these (rectangle).
- Ninth row: our (stack of rectangles), her (triangle), my (rectangle), is (rectangle), his (triangle), your (rectangle), are (rectangle).
- Bottom row (house shapes): horse, classroom, bookbag, lid, apples, T-shirts, stickers.

A path is drawn with black lines connecting the following words in order: I (rectangle) → am (rectangle) → students (triangle) → a (rectangle) → student (rectangle) → and (rectangle) → this (rectangle) → is (rectangle) → my (rectangle) → bookbag (house shape).



Sentence Navigation

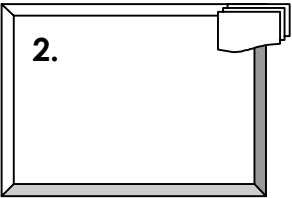
 Writing

1.  **I**

\_\_\_\_\_

\_\_\_\_\_

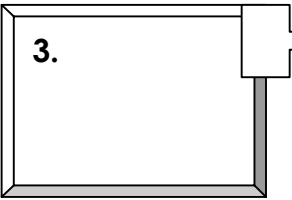
\_\_\_\_\_

2.  **We**

\_\_\_\_\_

\_\_\_\_\_

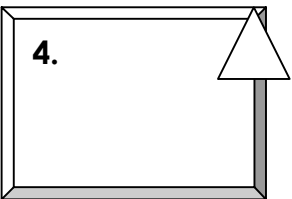
\_\_\_\_\_

3.  **You**

\_\_\_\_\_

\_\_\_\_\_

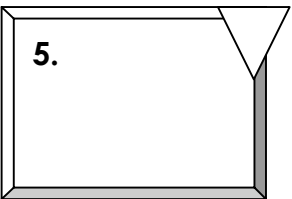
\_\_\_\_\_

4.  **He**

\_\_\_\_\_

\_\_\_\_\_


\_\_\_\_\_

5.  **She**

\_\_\_\_\_

\_\_\_\_\_

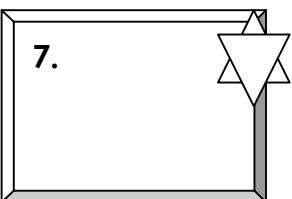
\_\_\_\_\_

6.  **It**

\_\_\_\_\_

\_\_\_\_\_


\_\_\_\_\_

7.  **They**


\_\_\_\_\_


\_\_\_\_\_


\_\_\_\_\_





## C. Find Out! Preparation

1. 	This is	my	desk.
		your	
		his	
		her	
		their	

2. 	These are	their	pants.
		your	
		her	
		our	
		his	

3. 	This is	your	scarf.
		my	
		our	
		their	
		her	

4. 	These are	his	keys.
		our	
		my	
		their	
		your	

5. 	This is	his	juice.
		her	
		our	
		their	
		my	



D. Find Out!



**Questions**

?

**My Answer**



Student 1: \_\_\_\_\_



1.  
Whose desk is this?

1. \_\_\_\_\_  
\_\_\_\_\_  
\_\_\_\_\_  
\_\_\_\_\_

1. \_\_\_\_\_  
\_\_\_\_\_  
\_\_\_\_\_  
\_\_\_\_\_

2.  
Whose pants are these?

2. \_\_\_\_\_  
\_\_\_\_\_  
\_\_\_\_\_  
\_\_\_\_\_

2. \_\_\_\_\_  
\_\_\_\_\_  
\_\_\_\_\_  
\_\_\_\_\_

3.  
Whose scarf is this?

3. \_\_\_\_\_  
\_\_\_\_\_  
\_\_\_\_\_  
\_\_\_\_\_

3. \_\_\_\_\_  
\_\_\_\_\_  
\_\_\_\_\_  
\_\_\_\_\_

4.  
Whose keys are these?

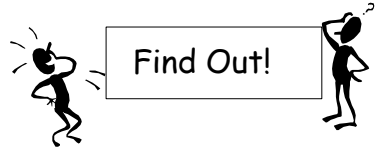
4. \_\_\_\_\_  
\_\_\_\_\_  
\_\_\_\_\_  
\_\_\_\_\_

4. \_\_\_\_\_  
\_\_\_\_\_  
\_\_\_\_\_  
\_\_\_\_\_

5.  
Whose juice is this?

5. \_\_\_\_\_  
\_\_\_\_\_  
\_\_\_\_\_  
\_\_\_\_\_

5. \_\_\_\_\_  
\_\_\_\_\_  
\_\_\_\_\_  
\_\_\_\_\_



Student 2: \_\_\_\_\_



Student 3: \_\_\_\_\_



Student 4: \_\_\_\_\_



1. \_\_\_\_\_

\_\_\_\_\_  
\_\_\_\_\_  
\_\_\_\_\_

1. \_\_\_\_\_

\_\_\_\_\_  
\_\_\_\_\_  
\_\_\_\_\_

1. \_\_\_\_\_

\_\_\_\_\_  
\_\_\_\_\_  
\_\_\_\_\_

2. \_\_\_\_\_

\_\_\_\_\_  
\_\_\_\_\_  
\_\_\_\_\_

2. \_\_\_\_\_

\_\_\_\_\_  
\_\_\_\_\_  
\_\_\_\_\_

2. \_\_\_\_\_

\_\_\_\_\_  
\_\_\_\_\_  
\_\_\_\_\_

3. \_\_\_\_\_

\_\_\_\_\_  
\_\_\_\_\_  
\_\_\_\_\_

3. \_\_\_\_\_

\_\_\_\_\_  
\_\_\_\_\_  
\_\_\_\_\_

3. \_\_\_\_\_

\_\_\_\_\_  
\_\_\_\_\_  
\_\_\_\_\_

4. \_\_\_\_\_

\_\_\_\_\_  
\_\_\_\_\_  
\_\_\_\_\_

4. \_\_\_\_\_

\_\_\_\_\_  
\_\_\_\_\_  
\_\_\_\_\_

4. \_\_\_\_\_

\_\_\_\_\_  
\_\_\_\_\_  
\_\_\_\_\_

5. \_\_\_\_\_

\_\_\_\_\_  
\_\_\_\_\_  
\_\_\_\_\_

5. \_\_\_\_\_

\_\_\_\_\_  
\_\_\_\_\_  
\_\_\_\_\_

5. \_\_\_\_\_

\_\_\_\_\_  
\_\_\_\_\_  
\_\_\_\_\_